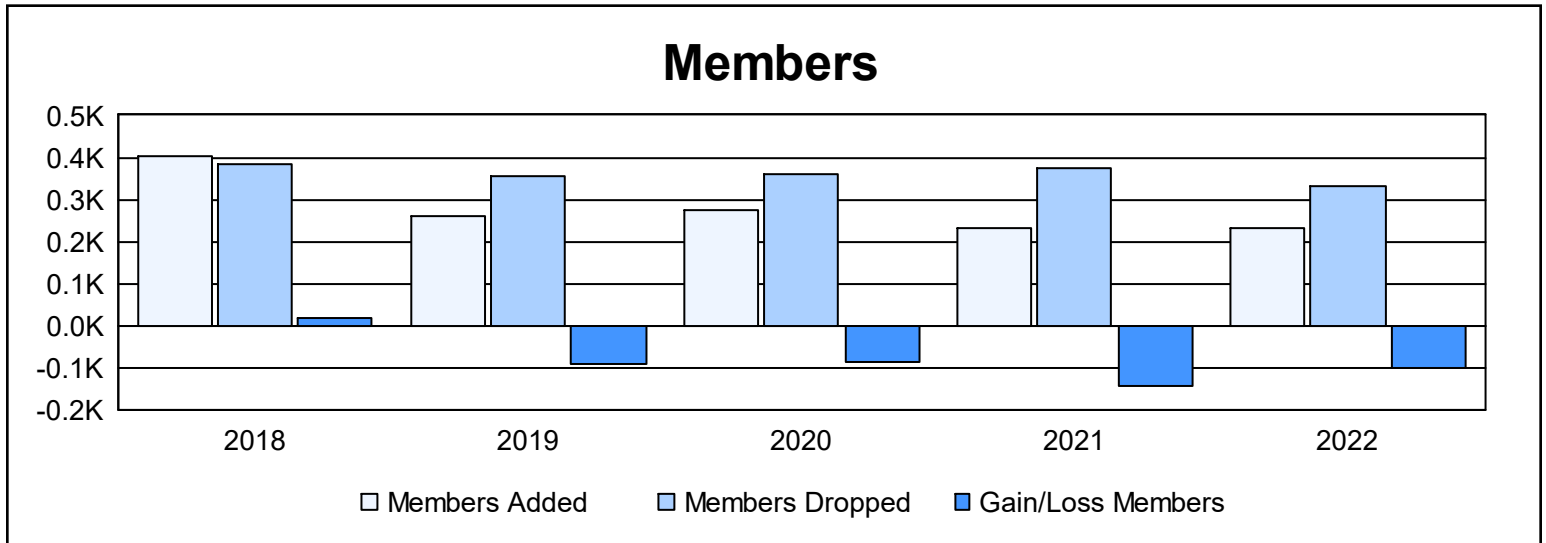
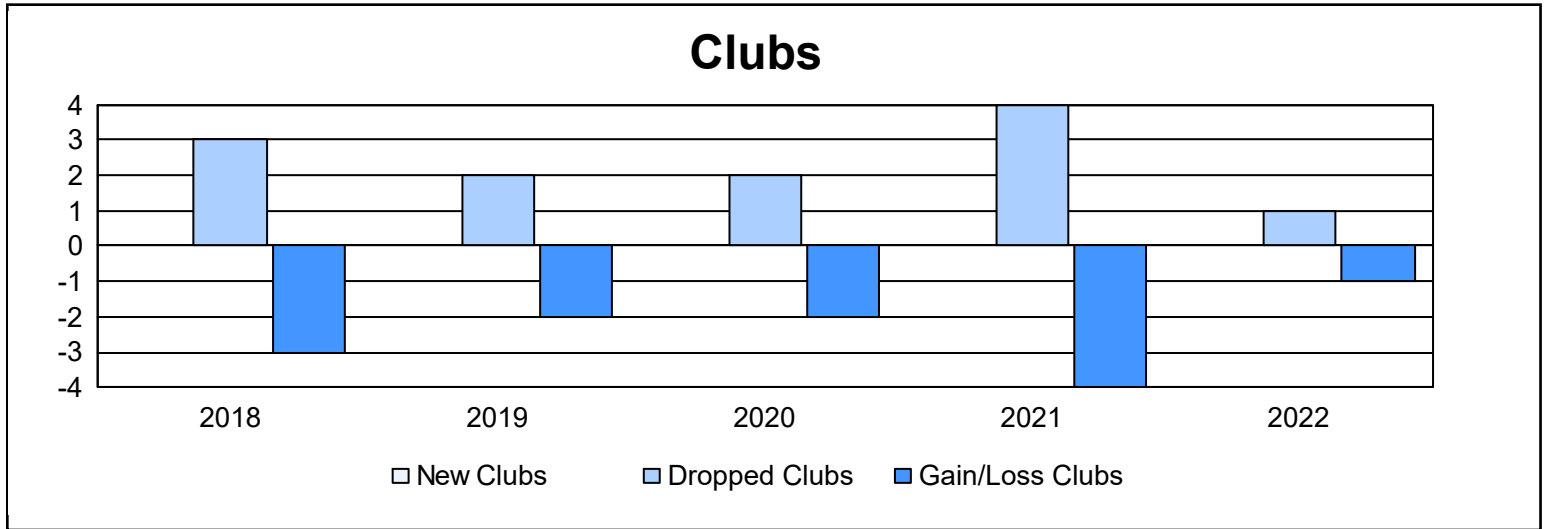
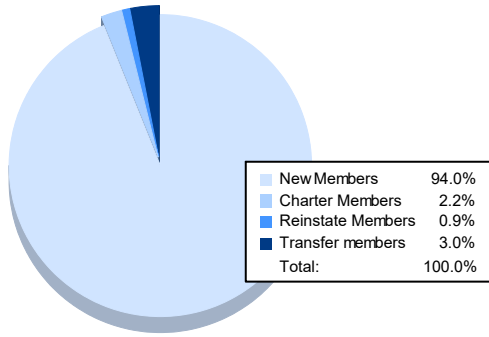


Year	New Clubs	Dropped Clubs	Gain/ Loss Clubs	New Members	Charter Members	Reinstate Members	Transfer Members	Total Member Added	Total Members Dropped	Gain/ Loss Members
2017-2018	0	3	-3	380	0	7	14	401	385	16
2018-2019	0	2	-2	249	0	2	11	262	355	-93
2019-2020	0	2	-2	259	0	2	13	274	361	-87
2020-2021	0	4	-4	220	0	8	2	230	376	-146
2021-2022	0	1	-1	218	5	2	7	232	331	-99
<b>Average</b>	<b>0</b>	<b>2</b>	<b>-2</b>	<b>265</b>	<b>1</b>	<b>4</b>	<b>9</b>	<b>280</b>	<b>362</b>	<b>-82</b>



### Membership Composition June 2022 Cumulative



### Gender Composition June 2022 Cumulative

